

## Outcomes for Transition to Work : 2008 Cohort - Hunter Region

Outlet ID	Service Provider*	Employment				Education				Other Outcomes			Transferred to CP	Not yet exited	Total
		Open	ADE	DES	Self employment	TAFE	University	Adult Community College	Other	Volunteer	Personal Reasons	Other			
100	Break Thru People Solutions	6				1					1	3		4	15
101	Castle Personnel Services Inc	8	2	7							3	1	4	9	34
102	Central Coast Post School Options Inc											1			1
103	Central Coast Post School Options Inc													1	1
104	Challenge Disability Services	1	1												2
109	Endeavour Industries Ltd		1								1		3		5
110	House with No Steps										2				2
111	Job Centre Australia Limited	14		3							4				21
123	Job Centre Australia Limited	1													1
114	Life Without Barriers												2	1	3
115	Lifestyle Solutions (Aust) Ltd													2	2
116	Lifestyle Solutions (Aust) Ltd												1		1
117	Mai-Wel Ltd	3	1	2								2		1	9
118	New Lake Peer Support Inc													1	1
119	Response Services Incorporated	1				2						1		2	6
120	Response Services Incorporated													1	1
122	YOUTHCONNECTIONS.COM.AU	4									1		1		6
Sub total		38	5	12		3					12	8	11	22	111
<b>Total Hunter</b>			<b>55</b>				<b>3</b>				<b>20</b>		<b>11</b>	<b>22</b>	<b>111</b>

\* This report only lists service providers that have outcomes for the 2008 cohort. Please refer to the Transition to Work booklets for a complete list of TTW service providers in the region.

## Outcomes for Transition to Work : 2008 Cohort - Hunter Region

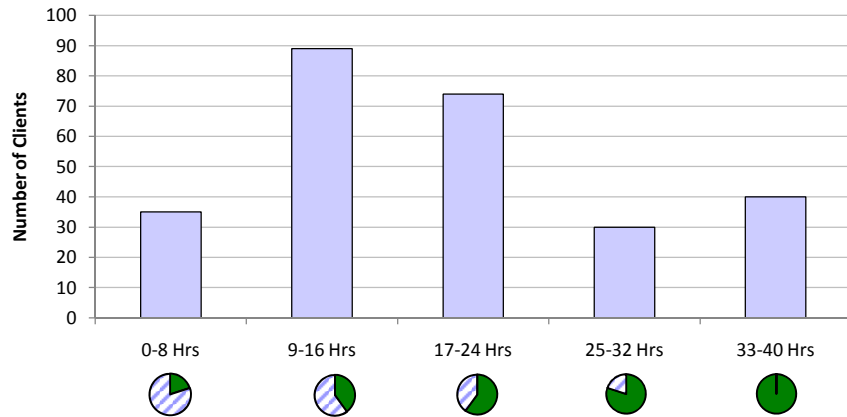
Outlet ID	Service Provider*	Employment				Education				Other Outcomes			Transferred to CP	Not yet exited	Total
		Open	ADE	DES	Self employment	TAFE	University	Adult Community College	Other	Volunteer	Personal Reasons	Other			
100	Break Thru People Solutions	6				1					1	3		4	15
101	Castle Personnel Services Inc	8	2	7							3	1	4	9	34
102	Central Coast Post School Options Inc											1			1
103	Central Coast Post School Options Inc													1	1
104	Challenge Disability Services	1	1												2
109	Endeavour Industries Ltd		1								1		3		5
110	House with No Steps										2				2
111	Job Centre Australia Limited	14		3							4				21
123	Job Centre Australia Limited	1													1
114	Life Without Barriers												2	1	3
115	Lifestyle Solutions (Aust) Ltd													2	2
116	Lifestyle Solutions (Aust) Ltd												1		1
117	Mai-Wel Ltd	3	1	2								2		1	9
118	New Lake Peer Support Inc													1	1
119	Response Services Incorporated	1				2						1		2	6
120	Response Services Incorporated													1	1
122	YOUTHCONNECTIONS.COM.AU	4									1		1		6
Sub total		38	5	12		3					12	8	11	22	111
<b>Total Hunter</b>		<b>55</b>				<b>3</b>				<b>20</b>			<b>11</b>	<b>22</b>	<b>111</b>


\* This report only lists service providers that have outcomes for the 2008 cohort. Please refer to the Transition to Work booklets for a complete list of TTW service providers in the region.


### Summary of TTW Outcomes for 2008 Cohort by Industry and Hours Worked\*

Working Hours per Week	Admin	Banking & Fin. Services	Community & Support	Construction	Edu. & Training	Engineering	Govt & Defence	Healthcare & Medical	Hospitality & Tourism	I.T.	Manufacturing	Media & Entertainment	Retail	Sales	Trades & Services	Transport & Logistics	Total
0-8 Hrs	3		3					1	12	2	1	1	6		6		35
9-16 Hrs	1	1	1	2				1	30		11	1	24		15	2	89
17-24 Hrs	4		6	3				2	12	1	23		8	1	11	3	74
25-32 Hrs	6				2		1		4		13				3	1	30
33-40 Hrs	1				1		1		4		21	2			8	2	40
<b>Total</b>	<b>15</b>	<b>1</b>	<b>10</b>	<b>5</b>	<b>3</b>	<b>0</b>	<b>2</b>	<b>4</b>	<b>62</b>	<b>3</b>	<b>69</b>	<b>4</b>	<b>38</b>	<b>1</b>	<b>43</b>	<b>8</b>	<b>268</b>
	5.6%	0.4%	3.7%	1.9%	1.1%	0.0%	0.7%	1.5%	23.1%	1.1%	25.7%	1.5%	14.2%	0.4%	16.0%	3.0%	100.0%

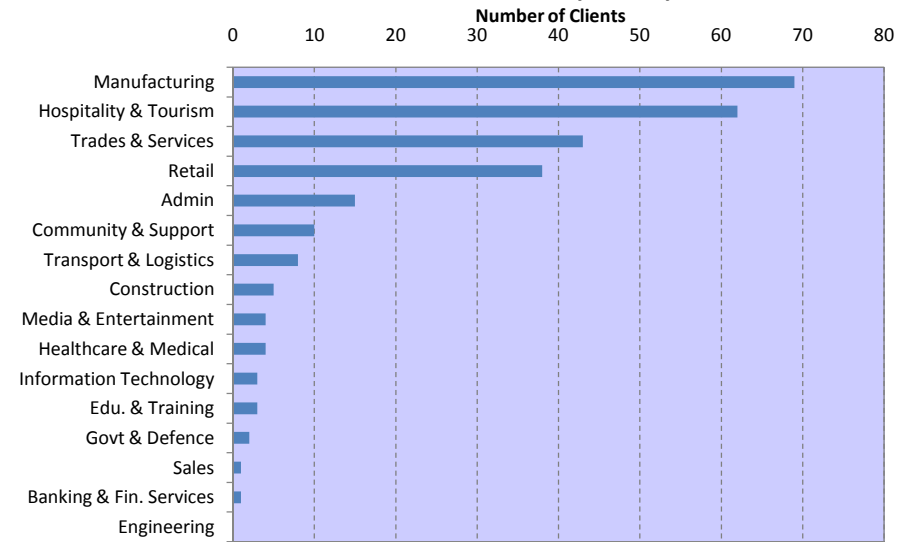
TTW Outcomes by Hours Worked per Week



 A full circle represents up to 40 hours per week of employment

 Green segments represent fractions of 40 hours per week of employment

TTW Outcomes by Industry



\* In the 2008 cohort, 336 young people entered employment, of which 268 specified their industry

## Outcomes for Transition to Work : 2008 Cohort - Metro North Region

Outlet ID	Service Provider*	Employment				Education				Other Outcomes			Transferred to CP	Not yet exited	Total
		Open	ADE	DES	Self employment	TAFE	University	Adult Community College	Other	Volunteer	Personal Reasons	Other			
200	Ability Options Ltd		2												2
209	Achieve Australia Ltd	1	4									1			6
201	Australian Foundation for Disability (AFFORD)											2			2
205	Break Thru People Solutions	1	1			1								1	4
239	Break Thru People Solutions										1			1	2
207	Centacare - Archdiocese of Broken Bay													3	3
243	Centacare - Archdiocese of Broken Bay	1													1
232	Cerebral Palsy Alliance	5	2	1					1			1			12
233	Cerebral Palsy Alliance									2					1
212	Flintwood Disability Services Inc		1	2						1					4
213	Flintwood Disability Services Inc		1												1
218	Jobsupport Inc	14	4	5		2					1	1		3	30
221	North West Disability Services Inc	1									1				3
222	North West Disability Services Inc											2			2
223	North West Disability Services Inc											1			1
225	Northside Enterprise Inc	1	3	1								3			8
226	NOVA Employment & Training Program Inc	2		2		1									5
227	NOVA Employment & Training Program Inc	1				1									4
228	NOVA Employment & Training Program Inc	2		2											4
230	NOVA Employment & Training Program Inc	4		2								1			7
234	Studio Artes Northside Inc		1	4								1		1	7
235	Sunnyfield		1	1							1				3
236	Sunnyfield	1		1											2
238	Sunnyfield		4									1			5
216	The Housing Connection (NSW) Incorporated	1							1						2
219	The Lorna Hodgkinson Sunshine Home											1			1
224	The Northcott Society	3	1			2				1		1			8
246	The Northcott Society										1				1
	Sub total	38	25	21		7			2	1	7	8	13	9	131
	<b>Total Metro North</b>		<b>84</b>				<b>9</b>				<b>16</b>		<b>13</b>	<b>9</b>	<b>131</b>

\* This report only lists service providers that have outcomes for the 2008 cohort. Please refer to the Transition to Work booklets for a complete list of TTW service providers in the region.

## Outcomes for Transition to Work : 2008 Cohort - Met South Region

Outlet ID	Service Provider*	Employment				Education				Other Outcomes			Transferred to CP	Not yet exited	Total
		Open	ADE	DES	Self employment	TAFE	University	Adult Community College	Other	Volunteer	Personal Reasons	Other			
300	Australian Foundation for Disability (AFFORD)		3												3
302	Australian Foundation for Disability (AFFORD)		1												1
305	Australian Foundation for Disability (AFFORD)		2									1			3
307	Australian Foundation for Disability (AFFORD)		1												1
308	Break Thru People Solutions			1							1	1		1	4
309	Break Thru People Solutions										1	1			2
310	Break Thru People Solutions					1								1	2
314	CatholicCare	1		1		2					1		1		6
334	Civic Residential Services (Division of SLAS Ltd)												1		1
350	Disability Services Australia Limited	6		4		1	1								12
351	Disability Services Australia Limited		1	1							2		1		5
503	Disability Services Australia Limited	1		1											2
506	Essential Personnel Association Inc	3	2	1											6
321	Jobsupport Inc	23	2								1	1		1	28
327	Macarthur Disability Services Ltd	3	6	1							2		7		19
331	NOVA Employment & Training Program Inc	5	1	2		1						1			10
332	NOVA Employment & Training Program Inc	2		2		2									6
333	NOVA Employment & Training Program Inc	2									1	1			4
336	St George & Sutherland Community College												2		2
324	The Junction Works Ltd	1	1										4		6
359	The Junction Works Ltd		1												1
340	The Uniting Church in Australia Property Trust (NSW) - Wesley												1		1
342	The Uniting Church in Australia Property Trust (NSW) - Wesley												1		1
345	Windgap Foundation Ltd		5												5
347	Woodville Community Services Inc					1									1
Sub total		47	26	14		8	1				9	5	19	3	132
<b>Total Metro South</b>		<b>87</b>				<b>9</b>				<b>14</b>			<b>19</b>	<b>3</b>	<b>132</b>

\* This report only lists service providers that have outcomes for the 2008 cohort. Please refer to the Transition to Work booklets for a complete list of TTW service providers in the region.

## Outcomes for Transition to Work : 2008 Cohort - Northern Region

Outlet ID	Service Provider*	Employment				Education				Other Outcomes			Transferred to CP	Not yet exited	Total
		Open	ADE	DES	Self employment	TAFE	University	Adult Community College	Other	Volunteer	Personal Reasons	Other			
400	Accommodation Network Pty Ltd	2		1							1			1	5
402	Break Thru People Solutions	4	1								1	1			7
435	Break Thru People Solutions										1				1
403	Bucketts Way Neighbourhood Group Inc	1	1												2
406	Centacare - Port Macquarie	3				4					2		1		10
407	Challenge Disability Services		1								1				2
409	Coffs Harbour Challenge Inc**			1									1		2
411	Community Programs Inc										2				2
413	House with No Steps			2							1	1			4
412	Inverell Council (Connections)												2		2
419	Life Without Barriers												1		1
421	Multi-Task Human Resource Foundation Limited													1	1
415	NEW IDAFE Inc												3		3
423	Newtrain Inc		1	1			1								3
424	NOVA Employment & Training Program Inc	1													1
433	NOVA Employment & Training Program Inc	2				1									3
430	On Track Community Programs Incorporated			1									1		2
425	On-Q Human Resources Ltd	2					1						1		4
426	On-Q Human Resources Ltd	1													1
427	On-Q Human Resources Ltd	6		2							1				9
428	On-Q Human Resources Ltd	1													1
482	RED Inc	2													2
448	The Ascent Group Australia Ltd		2	1											3
	Sub total	25	6	9		5	2				10	2	10	2	71
	<b>Total Northern</b>		<b>40</b>				<b>7</b>				<b>12</b>		<b>10</b>	<b>2</b>	<b>71</b>

\* This report only lists service providers that have outcomes for the 2008 cohort.

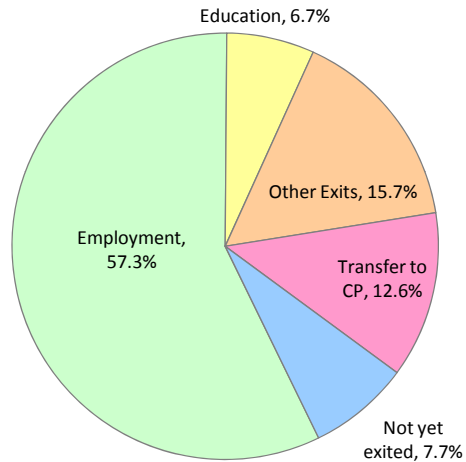
\*\* Coffs Harhour Challenge Inc has ceased operation. Please refer to the Transition to Work booklets for a complete list of TTW service providers in the region.

## Outcomes in Transition to Work: 2008 Cohort

### OVERALL SUMMARY AT A GLANCE

Employment	Education	Other Exits	Transfer to CP	Not yet exited	Grand Total
336	39	92	74	45	<b>586</b>
57.3%	6.7%	15.7%	12.6%	7.7%	<b>100%</b>

Outcomes in Transition to Work 2008 cohort



### OVERALL SUMMARY

Employment	Open	182	Service user exited the TTW Program to move into open employment.
	ADE	86	Service user exited the TTW Program to move into supported employment.
	DES	68	Service user exited the TTW Program to move into a DES program.
	Self-employed	0	Service user exited the TTW Program to become self-employed.
Education	TAFE	32	Service user exited the TTW Program to move into TAFE.
	University	5	Service user exited the TTW Program to move into University.
	Adult Community College	0	Service user exited the TTW Program to move into an Adult Community College.
	Other	2	Service user exited the TTW Program to move into education different from options available above.
Other Exits	Volunteer	3	Service user exited the TTW Program to work as volunteer.
	Personal Reasons	52	Service user exited the TTW Program for personal reasons, e.g. relocation or illness.
	Other	37	Service user exited the TTW Program to another outcome.
	Transfer to CP	74	Service user transferred to the Community Participation (CP) Program.
	Not yet exited	45	Service user still in the TTW program
<b>Total</b>		<b>586</b>	

#### Notes:

Data Source: Information provided by Transition to Work Service Providers as at December 2011

The TTW outcomes includes 2008 School Leavers and Early/Late entrants commencing TTW in 2009.

## Outcomes in Transition to Work: 2008 Cohort

### ALL REGIONS AT A GLANCE

Region	Employment	Education	Employment & Education	Other Exits	Transfer to CP	Not yet exited	Grand Total
Hunter	55	3	58 (52.3%)	20	11	22	111
Metro North	84	9	93 (71.0%)	16	13	9	131
Metro South	87	9	96 (72.7%)	14	19	3	132
Northern	40	7	47 (66.2%)	12	10	2	71
Southern	43	5	48 (69.6%)	10	8	3	69
Western	27	6	33 (45.8%)	20	13	6	72
<b>NSW</b>	<b>336</b>	<b>39</b>	<b>375 (64.0%)</b>	<b>92</b>	<b>74</b>	<b>45</b>	<b>586</b>

### ALL REGIONS

Region	Employment					Education					Total Employment and Education	Other Exits				Transfer to CP	Not yet exited	Grand Total
	Open <sup>1</sup>	ADE <sup>2</sup>	DES <sup>3</sup>	Self-Employed	Total	TAFE	University	Adult Community College	Other	Total		Volunteer	Personal Reasons	Other	Total			
Hunter	38	5	12	0	55 (16.4%)	3	0	0	0	3 ( 7.7%)	58 (15.5%)	0	12	8	20 (21.7%)	11 (14.9%)	22 (48.9%)	111
Metro North	38	25	21	0	84 (25.0%)	7	0	0	2	9 (23.1%)	93 (24.8%)	1	7	8	16 (17.4%)	13 (17.6%)	9 (20.0%)	131
Metro South	47	26	14	0	87 (25.9%)	8	1	0	0	9 (23.1%)	96 (25.6%)	0	9	5	14 (15.2%)	19 (25.7%)	3 ( 6.7%)	132
Northern	25	6	9	0	40 (11.9%)	5	2	0	0	7 (17.9%)	47 (12.5%)	0	10	2	12 (13.0%)	10 (13.5%)	2 ( 4.4%)	71
Southern	21	16	6	0	43 (12.8%)	5	0	0	0	5 (12.8%)	48 (12.8%)	1	4	5	10 (10.9%)	8 (10.8%)	3 ( 6.7%)	69
Western	13	8	6	0	27 ( 8.0%)	4	2	0	0	6 (15.4%)	33 ( 8.8%)	1	10	9	20 (21.7%)	13 (17.6%)	6 (13.3%)	72
<b>NSW</b>	<b>182</b>	<b>86</b>	<b>68</b>	<b>0</b>	<b>336 (100%)</b>	<b>32</b>	<b>5</b>	<b>0</b>	<b>2</b>	<b>39 (100%)</b>	<b>375 (100%)</b>	<b>3</b>	<b>52</b>	<b>37</b>	<b>92 (100%)</b>	<b>74 (100%)</b>	<b>45 (100%)</b>	<b>586</b>

#### Note:

1. Open employment - employment in the open labour market at relevant minimum wages.
2. ADE (Australian Disability Enterprises) - provide support to employees to work in a supported employment setting.
3. DES (Disability Employment Service) - provides support and pathways into gaining employment in the open labour market.



### Outcomes for Transition to Work : 2008 Cohort - Southern Region

Outlet ID	Service Provider*	Employment				Education				Other Outcomes			Transferred to CP	Not yet exited	Total
		Open	ADE	DES	Self employment	TAFE	University	Adult Community College	Other	Volunteer	Personal Reasons	Other			
504	Disability Services Australia Limited			1											1
507	Essential Personnel Association Inc					1					2		1		4
508	Essential Personnel Association Inc	4	4	3		3							2		16
509	Essential Personnel Association Inc	6	1	1									1	1	12
510	Greenacres Disability Services	4	9	1		1					3				18
523	Greenacres Disability Services													1	1
511	House with No Steps												2		2
512	Lambing Flat Enterprises Ltd	1	2							1					4
521	Life Without Barriers												1		1
518	The Disability Trust	1									1		1		3
519	The Disability Trust	3												1	4
526	The Disability Trust										1				1
517	Valmar Support Services Ltd	1													1
533	Valmar Support Services Ltd	1													1
Sub total		21	16	6		5				1	4	5	8	3	69
<b>Total Southern</b>		<b>43</b>				<b>5</b>				<b>10</b>			<b>8</b>	<b>3</b>	<b>69</b>

\* This report only lists service providers that have outcomes for the 2008 cohort. Please refer to the Transition to Work booklets for a complete list of TTW service providers in the region.

## Outcomes for Transition to Work : 2008 Cohort - Western Region

Outlet ID	Service Provider*	Employment				Education				Other Outcomes			Transferred to CP	Not yet exited	Total
		Open	ADE	DES	Self employment	TAFE	University	Adult Community College	Other	Volunteer	Personal Reasons	Other			
626	Break Thru People Solutions												2		2
627	Break Thru People Solutions	1		2							3	2	1		9
601	Broken Hill City Council	1												1	1
602	Community Options Brokerage Service Inc	1									1		2	1	5
603	Cowra Special Needs Services Inc	3										1			4
606	Currajong Disability Services Incorporated										1	1	1		3
607	Glenray Industries Ltd		1												1
608	Griffith Post School Options Inc												2	1	3
609	House with No Steps					1					2				3
634	Job Centre Australia Limited													3	3
610	Kalianna Enterprises Inc												2		2
611	Kurrajong Waratah	1	7	1		2				1	2			1	15
614	Life Without Barriers	1											1		2
615	Lifeskills Plus Inc	1		1											2
624	Lithgow Uniting Church											1	1		2
631	Lithgow Uniting Church	2					1						1		4
620	Ningana Enterprises Inc			2											2
621	NOVA Employment & Training Program Inc	1									1	1			3
613	The Leisure Company Integrated Recreation Inc	1				1	1					1			4
628	Yarrabin Outreach Inc											1			1
629	Yarrabin Outreach Inc											1			1
	Sub total	13	8	6		4	2			1	10	9	13	6	72
	<b>Total Western</b>		<b>27</b>				<b>6</b>				<b>20</b>		<b>13</b>	<b>6</b>	<b>72</b>

\* This report only lists service providers that have outcomes for the 2008 cohort. Please refer to the Transition to Work booklets for a complete list of TTW service providers in the region.