

Re-issued:

Some errors had been identified in the previous data set, and this correction had been issued.

**Outcomes in Transition to Work: 2006 School Leavers
METRO NORTH REGION**

Outlet ID	Provider	Outlet Name	Employment				Education				Other Outcomes			Transferred to CP	Deferred Entry	Total
			Open	Supported	DEN	Self-Employed	TAFE	University	Adult Community College	Other	Volunteer	Personal Reasons	Unknown	Transferred to CP	Deferred Entry	
200	Ability Options Ltd	Seven Hills	1	1	1							1				5
203	Australian Foundation for Disability (AFFORD)	Kings Park		1												1
201	Australian Foundation for Disability (AFFORD)	South Windsor													1	1
204	Blue Mountains Disability Services Limited	Yellow Rock								1					3	4
205	Break Thru People Solutions	Blacktown	1		3	1						1				6
239	Break Thru People Solutions	Penrith		1		1						3				5
207	Centacare - Archdiocese of Broken Bay	Naremburn													1	1
209	Crowle Foundation Ltd	Meadowbank		8											1	9
213	Flintwood Disability Services Inc	Baulkham Hills													1	1
218	Jobsupport Inc	Blacktown	3													3
221	North West Disability Services Inc	Baulkham Hills		1											4	5
223	North West Disability Services Inc	Rouse Hill													1	1
225	Northside Enterprise Inc	Brookvale	1	2												3
226	Nova Employment & Training	Blacktown	1													1
227	Nova Employment & Training	Katoomba	2												1	3
228	Nova Employment & Training	Penrith										1				1
230	Nova Employment & Training	St Marys	1		2											3
234	Studio Artes Northside Inc	Hornsby	2	2	2										2	8
235	Sunnyfield	Allambie Heights		4	2											6
236	Sunnyfield	Chatswood		7	1											8
238	Sunnyfield	St Marys	1	4	1							1			1	8
216	The Housing Connection (NSW) Incorporated	Chatswood		1	1			1								2
219	The Lorna Hodgkinson Sunshine Home	Pymble		1												1
224	The Northcott Society	North Parramatta	2													2
232	The Spastic Centre of NSW	Chatswood	6	2	1	2	1									13
233	The Spastic Centre of NSW	Parramatta	1		1											2
241	The Uniting Church in Australia Property Trust - Wesley	Granville													1	1
240	Warrah Society	Dural													1	1
215	Wheelchair & Disabled Assn of Aust (BASS)-HWNS	Belrose		1											1	2
			22	36	15	2	5	2	0	0	2	11	0	20	2	117
			75				7				13			20	2	117

Data Source: Information provided by Transition to Work Service Providers as at August 2009

Re-issued:

Some errors had been identified in the previous data set, and this correction had been issued.

**Outcomes in Transition to Work: 2006 School Leavers
METRO SOUTH REGION**

Outlet ID	Provider	Outlet Name	Employment				Education				Other Outcomes			Transferred to CP	Deferred Entry	Total
			Open	Supported	DEN	Self-Employed	TAFE	University	Adult Community College	Other	Volunteer	Personal Reasons	Unknown	Transferred to CP	Deferred Entry	
300	Australian Foundation for Disability (AFFORD)	Ashfield		2												2
302	Australian Foundation for Disability (AFFORD)	Canley Vale											1			1
304	Australian Foundation for Disability (AFFORD)	Condell Park														0
305	Australian Foundation for Disability (AFFORD)	Green Valley		1												1
307	Australian Foundation for Disability (AFFORD)	Lakemba		1										1		2
308	Break Thru People Solutions	Bankstown					1						2			4
309	Break Thru People Solutions	Liverpool		2	2											4
310	Break Thru People Solutions	Maroubra	2	1			1				1					5
314	CatholicCare	Liverpool	3				3									6
320	Community First Step	Carramar	1													1
316	Disability Services Australia Limited	Caringbah		1										1		2
351	Disability Services Australia Limited	East Hills										1				1
352	Disability Services Australia Limited	Liverpool												1		1
506	Essential Personnel Association Inc	Mittagong	1	3	4					1						9
321	Jobsupport Inc	Kingsgrove	28	2	7								4		1	43
		Broughton St Campbelltown													1	
326	Macarthur Disability Services Ltd		2		3											7
330	Miroma	Bellevue Hill		1										1		2
331	Nova Employment & Training	Campbelltown	1													2
332	Nova Employment & Training	Hurstville			2		1						1			4
333	Nova Employment & Training	Caringbah	1													1
336	St George & Sutherland Community College	Jannali		1										3		4
315	The Creativity Centre Inc- Eastern Respite and Recreation	Maroubra											1			1
323	The Junction Works Inc	Ambarvale											1			1
324	The Junction Works Inc	St Johns Park	1	1									1			5
342	The Uniting Church in Australia Property Trust - Wesley	Campbelltown												1		1
347	Woodville Community Services Inc	Chester Hill			1									2		4
			40	16	20	0	6	0	0	1	2	13	0	15	1	114
				76				7				15		15	1	114

Data Source: Information provided by Transition to Work Service Providers as at August 2009



**Outcomes in Transition to Work: 2006 School Leavers
ALL REGIONS**

Region	Employment					Education					Total Employment or Education	Other Exits				Transfer to CP	Deferred Entry to TTW	Grand Total
	Open	Supported	DEN	Self-Employed	Total	TAFE	University	Adult Community College	Other	Total		Volunteer	Personal Reasons	Other / Unknown	Total			
Metro North	22	36	15	2	75 (64%)	5	2	0	0	7 (6%)	82 (70%)	2	11	0	13 (11%)	20 (17%)	2 (2%)	117
Metro South	40	16	20	0	76 (67%)	6	0	0	1	7 (6%)	83 (73%)	2	13	0	15 (13%)	15 (13%)	1 (1%)	114
Hunter	22	10	7	0	39 (43%)	7	0	1	1	9 (10%)	48 (53%)	1	12	1	14 (15%)	28 (31%)	1 (1%)	91
Northern	11	10	14	0	35 (64%)	3	1	0	1	5 (9%)	40 (73%)	1	9	1	11 (20%)	4 (7%)	0 (0%)	55
Southern	14	11	15	0	40 (60%)	3	0	0	1	4 (6%)	44 (66%)	0	12	3	15 (22%)	6 (9%)	2 (3%)	67
Western	3	9	5	0	17 (44%)	2	1	0	1	4 (10%)	21 (54%)	2	5	0	7 (18%)	9 (23%)	2 (5%)	39
NSW	112	92	76	2	282 (58%)	26	4	1	5	36 (7%)	318 (66%)	8	62	5	75 (16%)	82 (17%)	8 (2%)	483

Data Source: Information provided by Transition to Work Service Providers as at August 2009

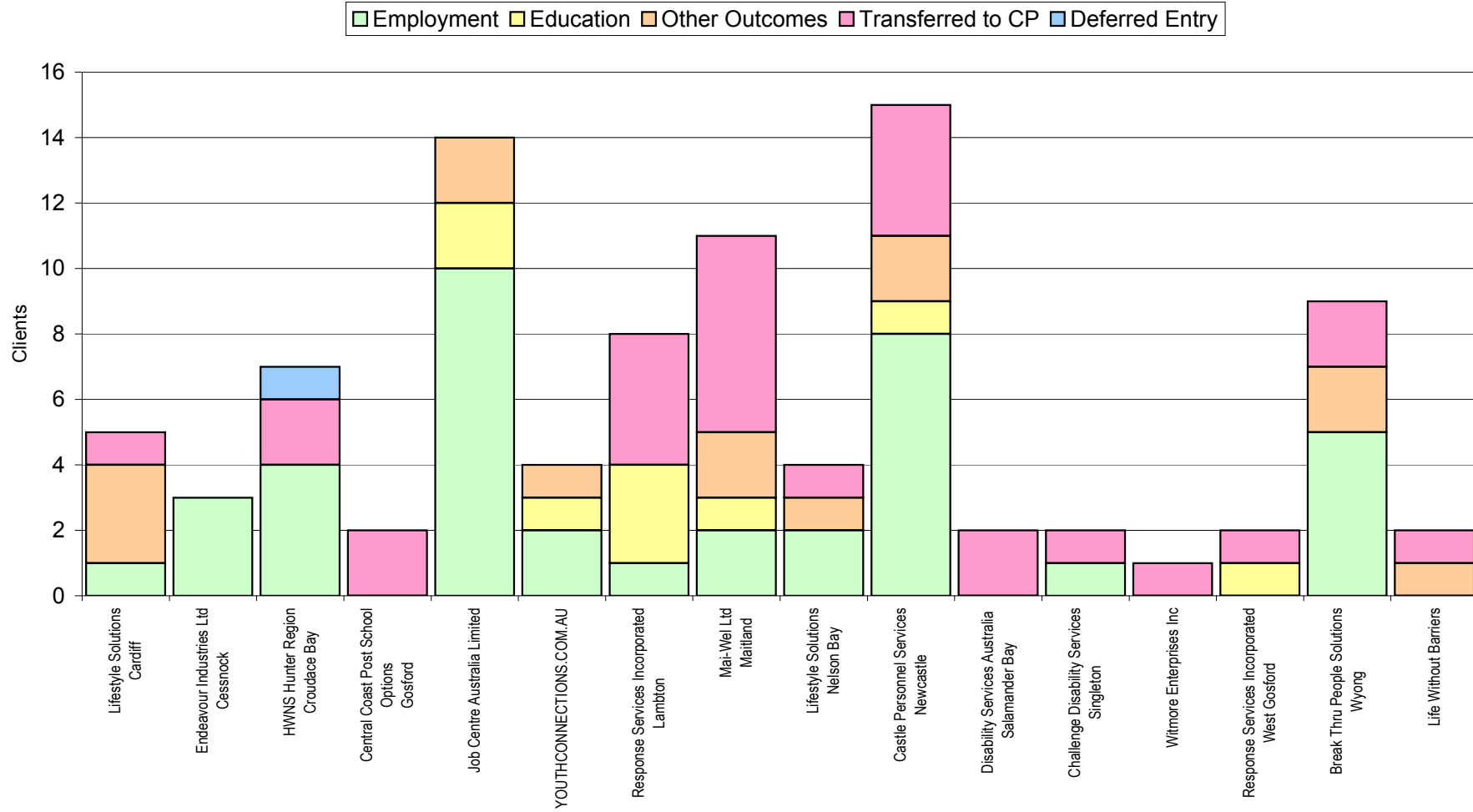


Outcomes in Transition to Work: 2006 School Leavers
ALL REGIONS AT A GLANCE

Region	Employment	Education	Employment & Education	Other Exits	Transfer to CP	Deferred Entry	Grand Total
Metro North	75	7	82 (70%)	13	20	2	117
Metro South	76	7	83 (73%)	15	15	1	114
Hunter	39	9	48 (53%)	14	28	1	91
Northern	35	5	40 (73%)	11	4	0	55
Southern	40	4	44 (66%)	15	6	2	67
Western	17	4	21 (54%)	7	9	2	39
	282	36	318 (66%)	75	82	8	483



TTW Outcomes in Hunter Region

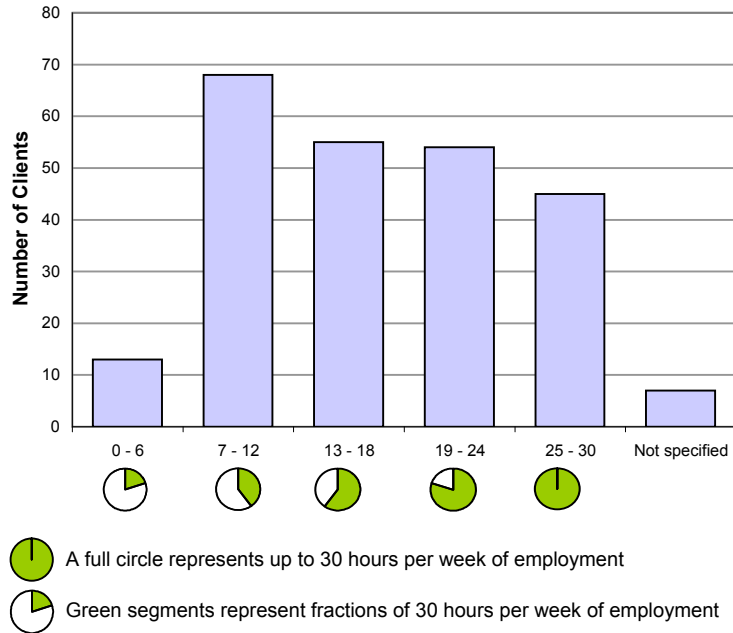




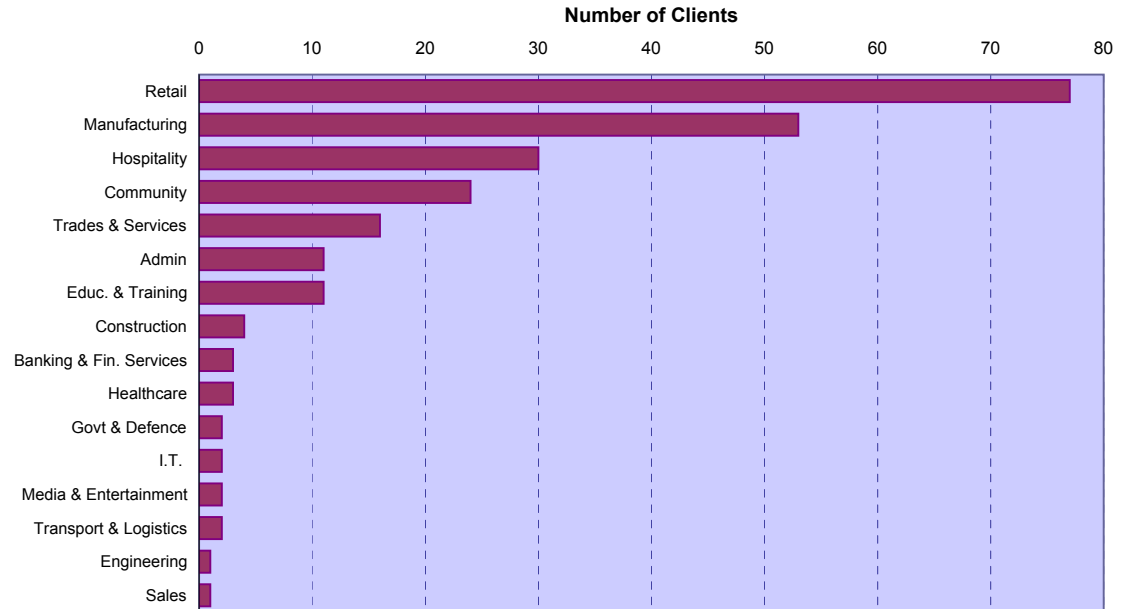
Summary of TTW Outcomes for 2006 School Leavers by Industry and Hours Worked*

Working Hours per Week	Admin	Banking & Fin. Services	Community	Construction	Educ. & Training	Engineering	Govt & Defence	Healthcare	Hospitality	I.T.	Manufacturing	Media & Entertainment	Retail	Sales	Trades & Services	Transport & Logistics	Total	
0 - 6	1		2		1			1	3			1	4				13	5.4%
7 - 12	2		6	1	4			1	15		7	1	27		4		68	28.1%
13 - 18	2	1	4	1	2	1			7	2	11		16	1	6	1	55	22.7%
19 - 24	4		3		3		2	1	3		18		17		3		54	22.3%
25 - 30	2	2	8	2	1				2		15		9		3	1	45	18.6%
Not specified			1								2		4				7	2.9%
Total	11	3	24	4	11	1	2	3	30	2	53	2	77	1	16	2	242	
	4.5%	1.2%	9.9%	1.7%	4.5%	0.4%	0.8%	1.2%	12.4%	0.8%	21.9%	0.8%	31.8%	0.4%	6.6%	0.8%		

School Leaver Outcomes by Hours Worked per Week



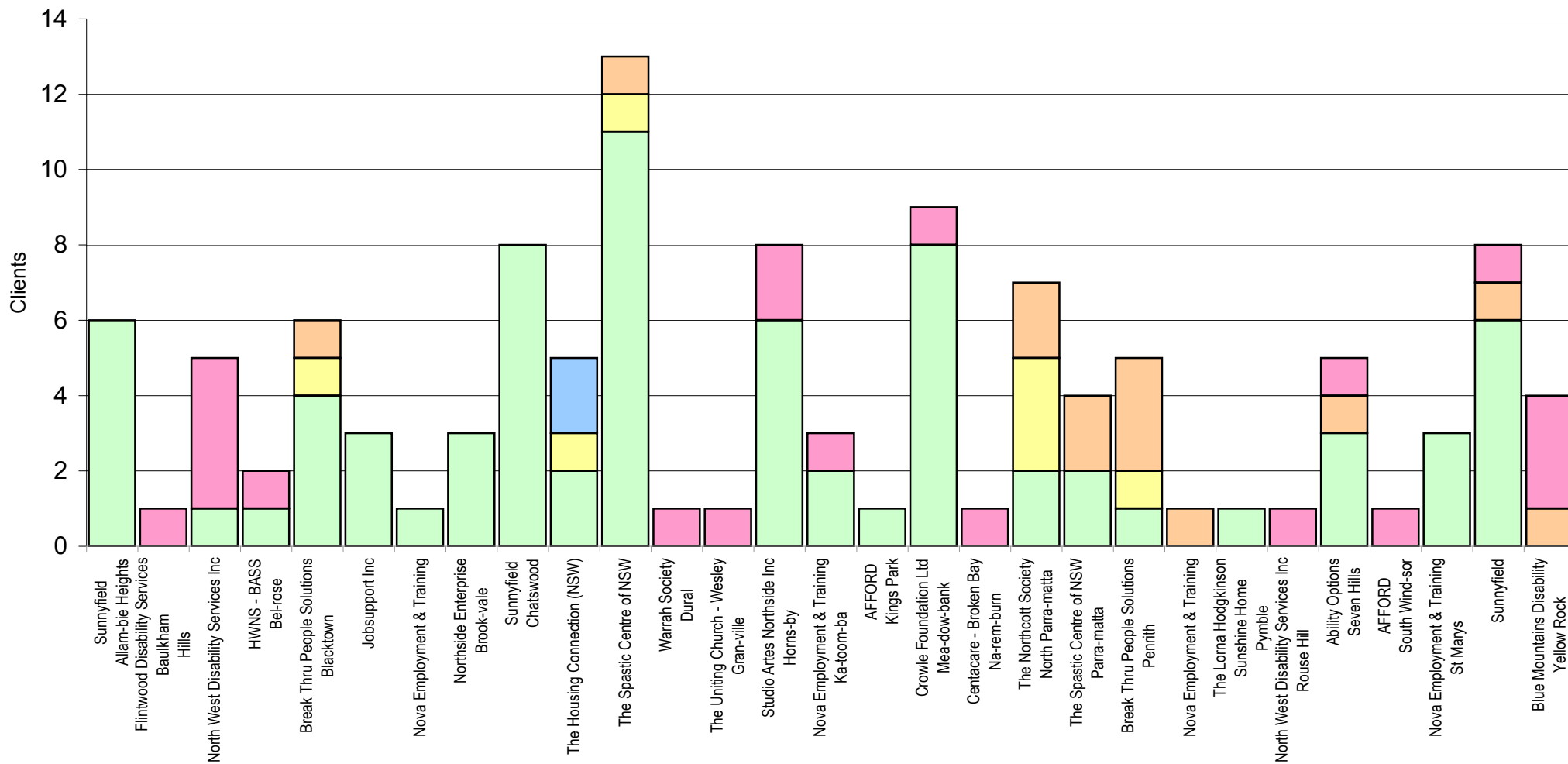
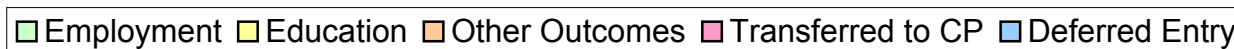
School Leaver Outcomes by Industry



* In the 2006 School Leaver cohort, 282 young people entered employment, of which 242 specified their industry.

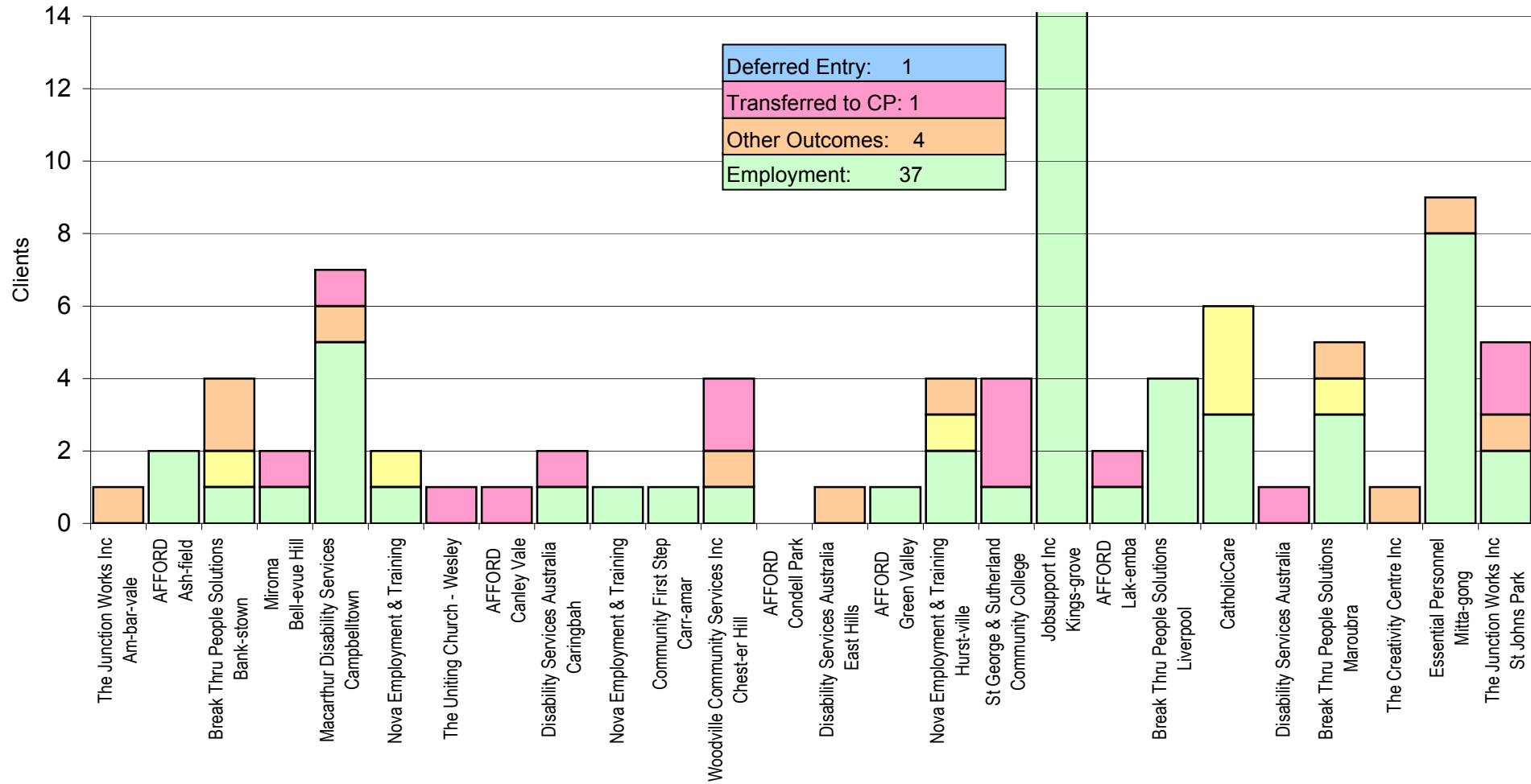


TTW Outcomes in Metro North Region



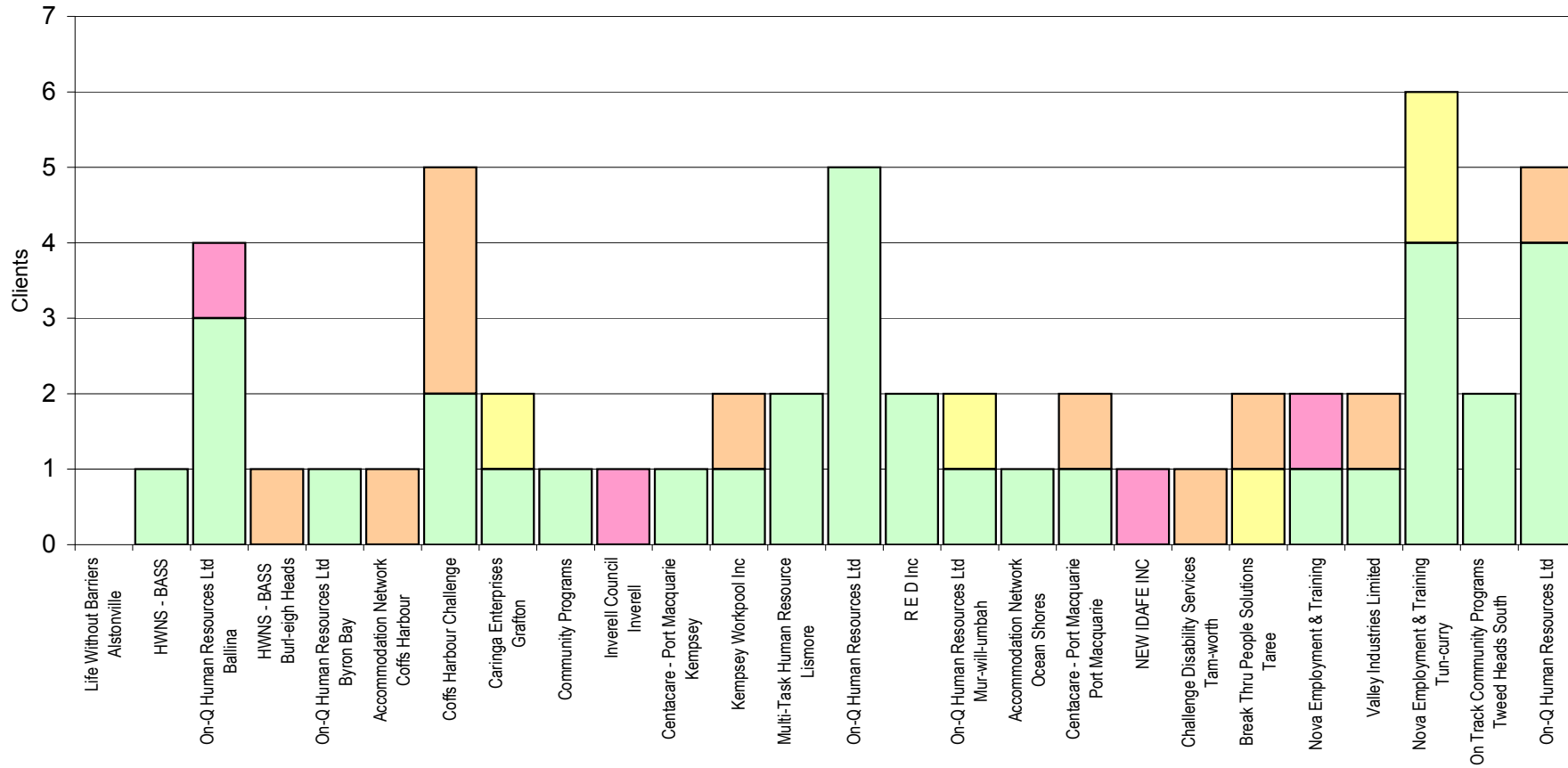
TTW Outcomes in Metro South Region

■ Employment
 ■ Education
 ■ Other Outcomes
 ■ Transferred to CP
 ■ Deferred Entry





TTW Outcomes in Northern Region



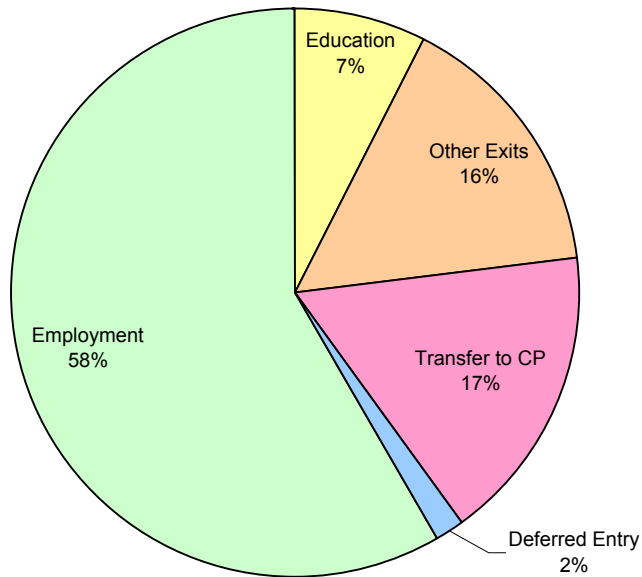
Outcomes in Transition to Work: 2006 School Leavers

OVERALL SUMMARY AT A GLANCE

Employment	Education	Other Exits	Transfer to CP	Deferred Entry	Total
282 58%	36 7%	75 16%	82 17%	8 2%	483 100%

Data Source: Information provided by Transition to Work Service Providers as at August 2009

Outcomes in Transition to Work: 2006 School Leavers



Outcomes in Transition to Work: 2006 School Leavers

OVERALL SUMMARY

Employment	Open	112	Service user exited the TTW Program to move into open employment.
	Supported	92	Service user exited the TTW Program to move into supported employment.
	DEN*	76	Service user exited the TTW Program to move into a DEN program.
	Self-Employed	2	Service user exited the TTW Program to become self-employed.
Education	TAFE	26	Service user exited the TTW Program to move into TAFE.
	University	4	Service user exited the TTW Program to move into University.
	Adult Community College	1	Service user exited the TTW Program to move into an Adult Community College.
	Other	5	Service user exited the TTW Program to move into education different from options available above.
Other Exits	Volunteer	8	Service user exited the TTW Program to work as a volunteer.
	Personal Reasons	62	Service user exiting the TTW program for personal reasons, e.g. relocation or illness.
	Other / Unknown	5	Service user exiting the TTW program to an other/unknown outcome.
Transfer to CP		82	Service user transferred to the Community Participation (CP) Program.
Deferred Entry to TTW		8	Service user remains in TTW after taking a break for personal reasons and have re-entered the Program or they have entered TTW later than standard commencement.
Total		483	

*Disability Employment Network

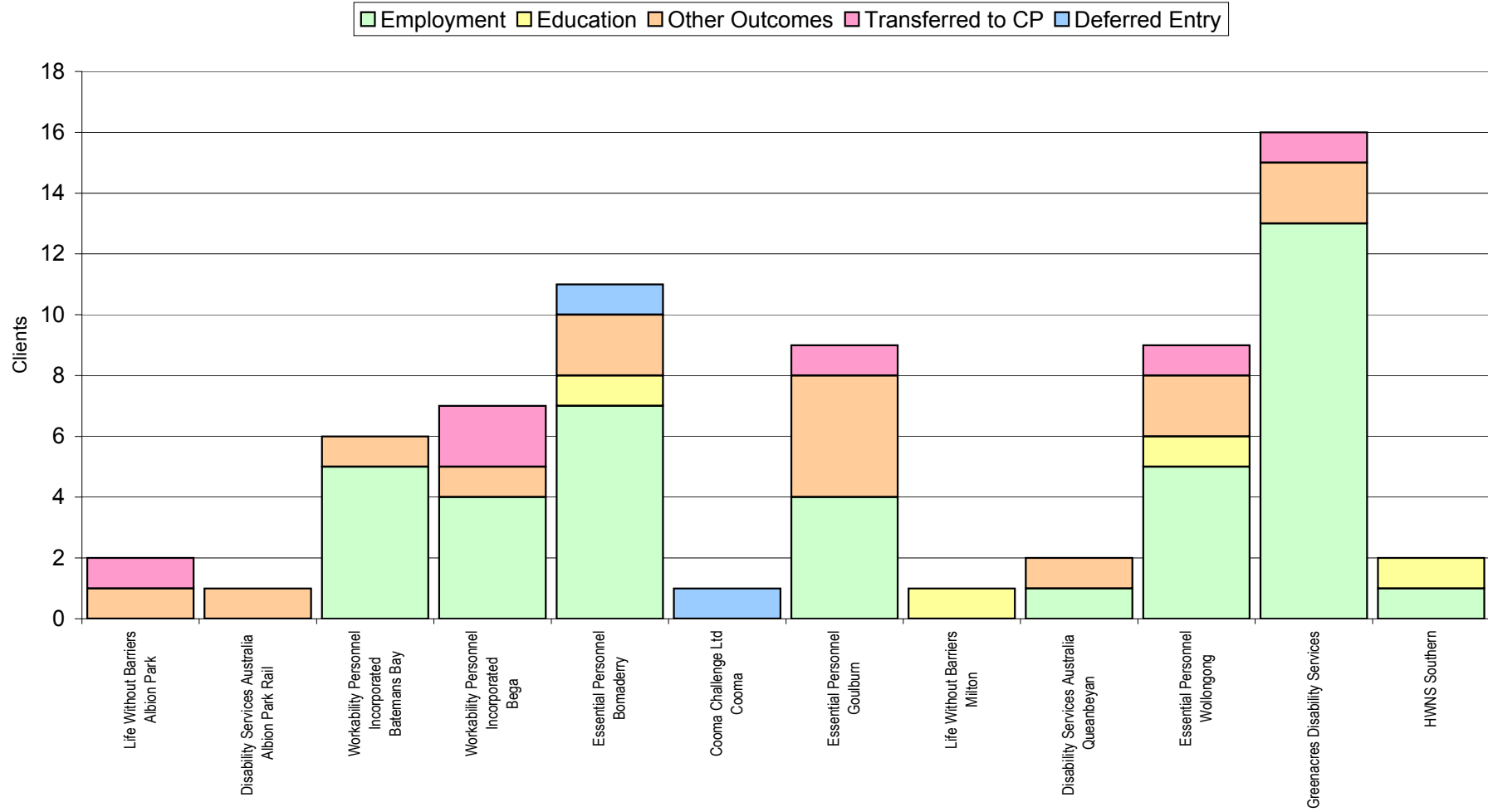
Notes:

Data Source: Information provided by Transition to Work Service Providers as at August 2009

The 2006 School Leaver outcomes includes Early/Late entrants commencing TTW in 2007. Eleven young people who initially registered with a service provider but never commenced are excluded.



TTW Outcomes in Southern Region





TTW Outcomes in Western Region

